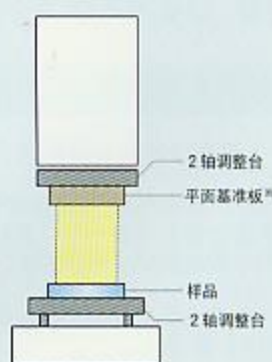


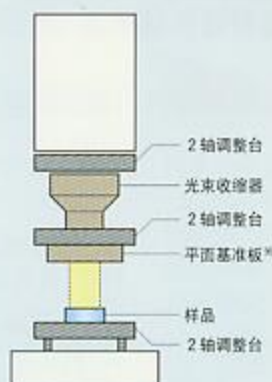
# 机器配置图

## ●平面样品测定/向下



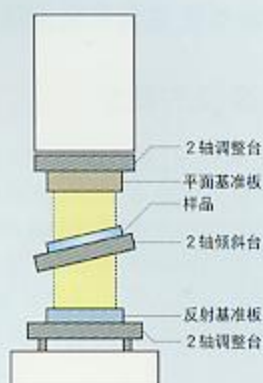
※测定高反射样品时使用高反射用基准板。

## ●小口径平面样品测定/向下

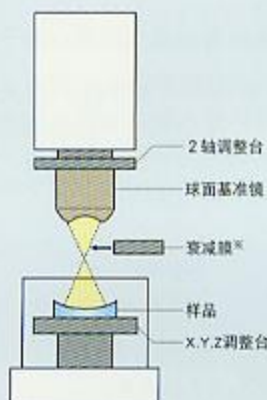


※测定高反射样品时使用高反射用基准板。

## ●平面透射波面测定/立式

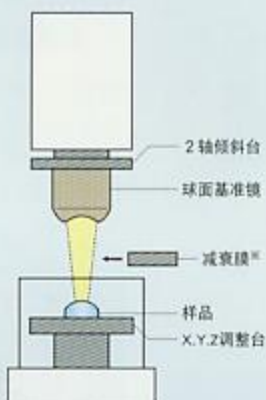


## ●球面（凹镜）测定/向下



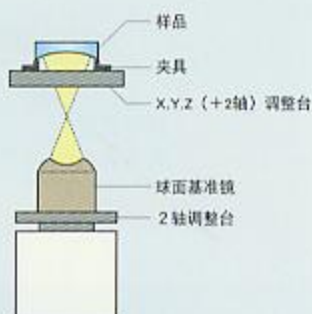
※用于测定高反射样品。

## ●球面（凸镜）测定/向下

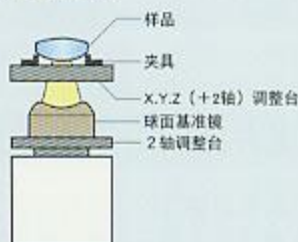


※用于测定高反射样品。

## ●球面（凹镜）测定/向上



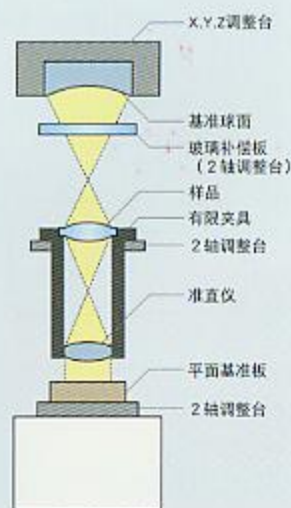
## ●球面（凸镜）测定/向上



## ●透镜透射波面测定（无限透镜）/立式



## ●透镜透射波面测定（有限透镜）/立式



## ●球面样品测定/横向

